

MAXIMATOR®

Maximum Pressure.




High Pressure Technology • Testing Equipment
Hydraulics • Pneumatics

Technical Data Sheet

GPD260-2

» Oil and Water Service



GPD260-2
double acting, double air drive head

Technical Data:

Air drive pressure:	1-10 bar / 14,5 - 145psi
Calculated Outlet Pressure at an air drive of 10 bar/145 psi:	3000 bar/ 43500 psi
Pressure ratio:	1:554
Displacement volume/double stroke	48 cm ³ / 2,9 cu.inch

Connections:

Inlet:	BSP 1/4"
Outlet:	3/4"-16UNF (6HF)
Air drive:	BSP 1"
Maximum operating temperature:	60°C
Net weight:	78 kg

Pressure and flow performances, please see enclosed graph.



Pumps of the GPD Series that are marked with an EX sign and are supplied with a declaration of conformity as defined in 94/9/EC may be used in areas subject to explosion hazards. They are in conformity to Group II Category 2G Explosion group IIB constructive safety.

Wetted materials of construction:

Seal package:	GPD 260-2: UHMWPE, FKM
Pump Body:	1.4305
Piston:	1.4112 (hardened)
Fittings:	1.4305

Approximate Dimensions:

Height:	415 mm
Depth:	315 mm
Width:	950 mm

Available Options:

Inlet and Outlet piping to one common inlet and one common outlet port

Available Accessories:

Air control units with filter pressure regulator, control pressure gauge and shut off valve:	GPD260-2 with C3
To protect the pump against excessive outlet pressures or to limit the outlet pressure, a safety valve can be fitted to the air control unit in the air drive line:	GPD260-2 with C3/SVair (The required outlet pressure has to be indicated.)

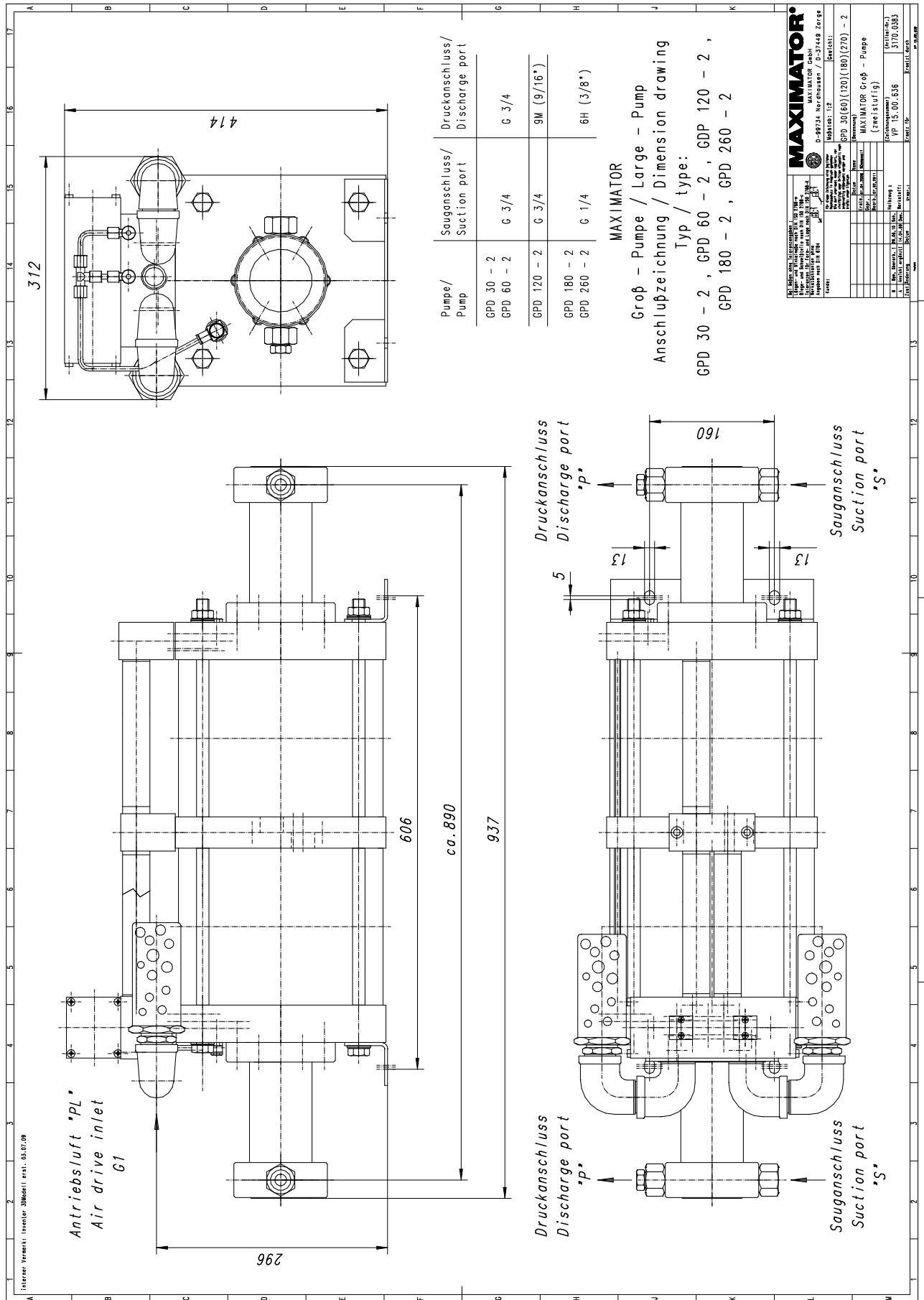
Please consult factory for more information. All technical and dimensional information subject to change. All General Terms and Conditions of sale, including limitations of our liability, apply to all products and services sold.

MAXIMATOR®

Maximum Pressure.

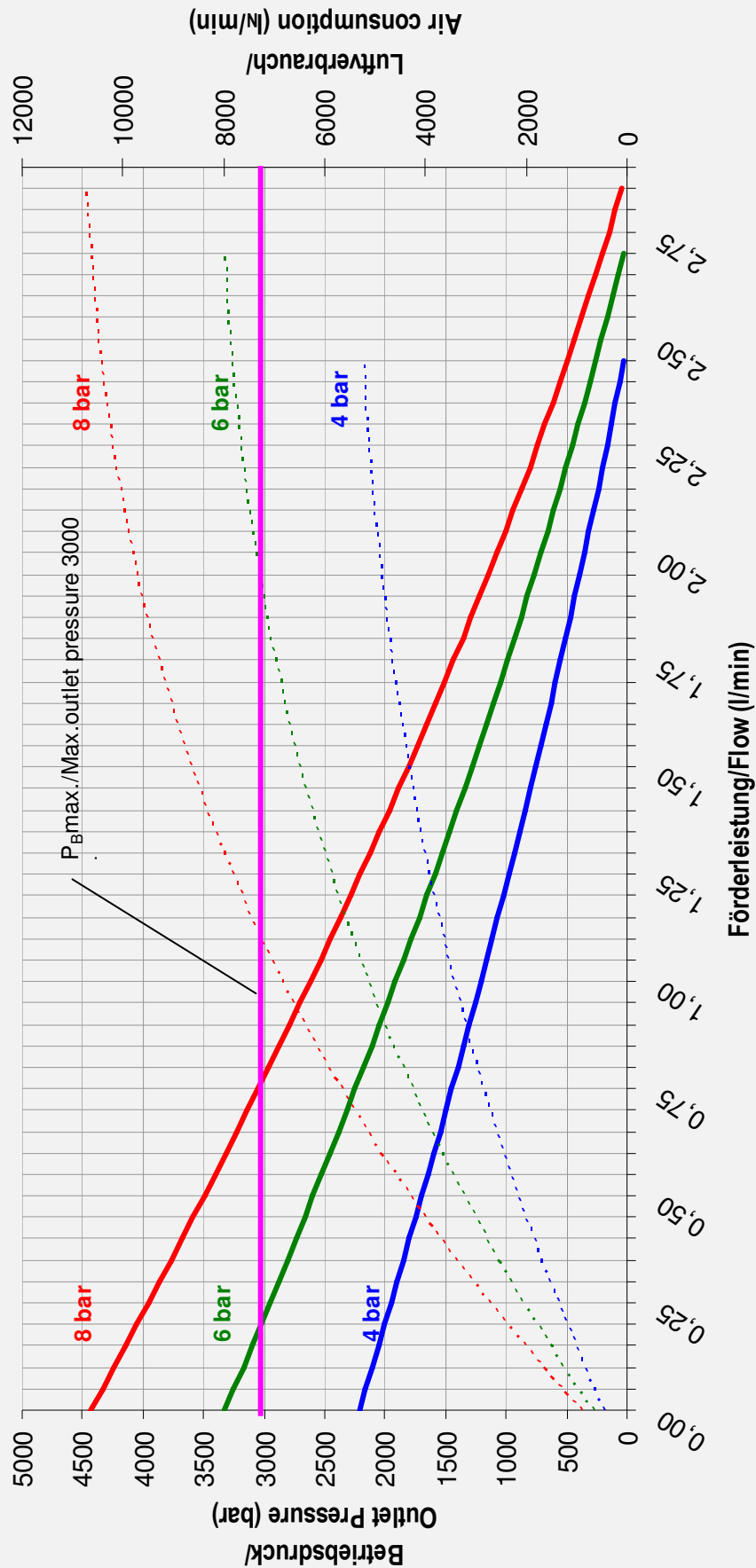


High Pressure Technology • Testing Equipment
Hydraulics • Pneumatics



Leistungsdiagramm/Performance Graph GPD260-2

Prüfflüssigkeit/Test Liquid: Wasser-Öl-Emulsion/Water Oil Emulsion ca. 1 - 10 cst
(Werte berechnet)



- Betriebsdruck bei/Outlet Pressure at 4 bar
- Betriebsdruck bei/Outlet Pressure at 6 bar
- Betriebsdruck bei/Outlet Pressure at 8 bar
- - - Luftverbrauch bei/Air consumption at 4 bar
- - - Luftverbrauch bei/Air consumption at 6 bar
- - - Luftverbrauch bei/Air consumption at 8 bar